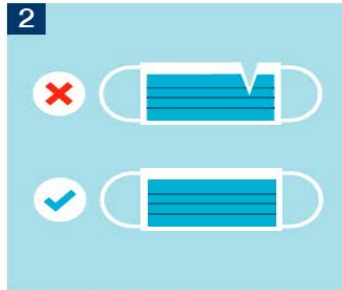


How to Wear a Face Mask



1 Wash your hands with soap and water for 20-30 seconds or perform hand hygiene with alcohol-based hand rub before touching the face mask.



2 Check the new mask to make sure it's not damaged.



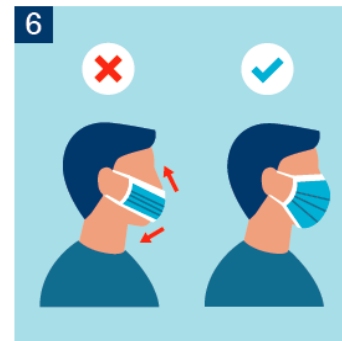
3 Ensure colour side of the mask faces outwards.



4 Locate the metallic strip. Place it over and mold it to the nose bridge.



5 Place an ear loop around each ear or tie the top and bottom straps.



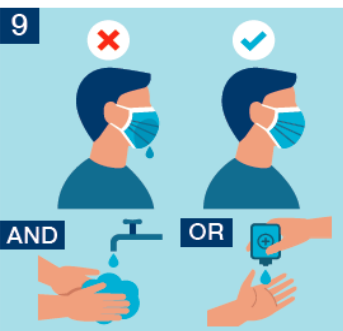
6 Cover mouth and nose fully, making sure there are no gaps. Pull the bottom of the mask to fully open and fit under your chin.



7 Press the metallic strip again to fit the shape of the nose. Perform hand hygiene.

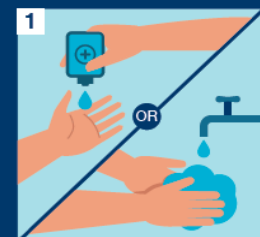


8 Do not touch the mask while using it, if you do, perform hand hygiene.



9 Replace the mask if it gets wet or dirty and wash your hands again after putting it on. Do not reuse the mask.

Removing the Mask




1 Perform hand hygiene.



2 Do not touch the front of your mask. Lean forward, gently remove the mask from behind by holding both ear loops or ties.



3 Discard the mask in a waste container.



4 Perform hand hygiene.